

Utilization Summary and Analysis



SUPERIOR COURT OF CALIFORNIA, COUNTY OF SAN BERNARDINO

October 1, 2021 - December 31, 2021

Projected Annual Utilization Rate:

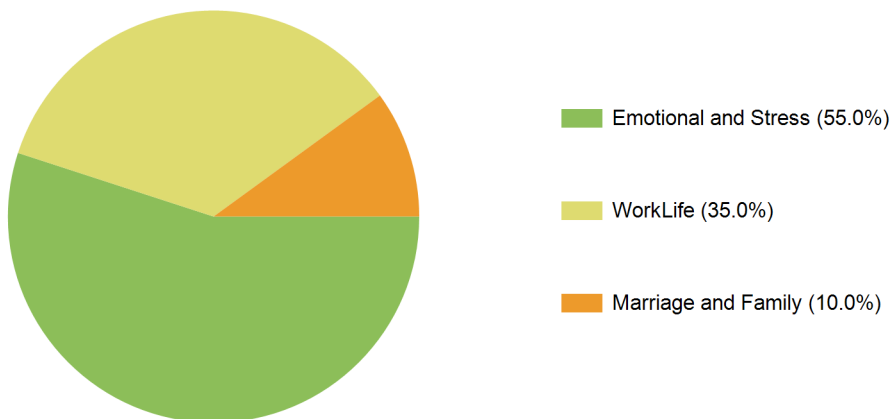
7.1%

Overall Utilization

There were 20 cases. 5 were referred by Human Resources, 1 was referred by Intranet, 1 was referred by Orientation / Training, 6 were referred by Other Employee, 3 were referred by Poster / Brochure, 4 had Used Before.

The presenting problems were: Anger Issues, Anxiety, Depression, Elder Care, Family Relationships, Financial and Legal.

1 case was for a Family Member and 19 cases were self-initiated.



Employee Assistance Program Utilization Report

Formal Management Referrals

The Formal Management Referral process is a powerful yet easy-to-use tool for managers to address employee behavior concerns. Examples of workplace issues that can be resolved through this process include: difficulty working with others, anger management, substance abuse, loss of productivity, absenteeism, and more.

Number of Formal Referrals: 0

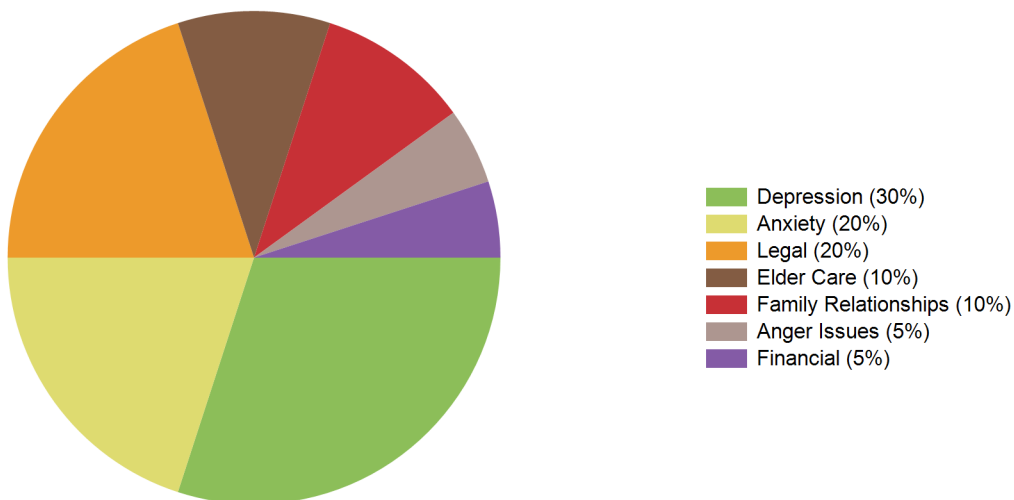
Utilization Hours

Clinical Assessment	25.00
Work/Life & Concierge	13.00
Supervisor, Management and Outside Consultants	2.00
Total Program Hours this Period:	40.00

Primary Issue for Assessment

Primary Issue	New	Previous Quarter	Year To Date
Anger Issues	1	0	1
Anxiety	4	1	6
Depression	6	3	13
Elder Care	2	0	3
Emotional	0	0	9
Family / Child	0	0	1
Family Relationships	2	0	5
Financial	1	0	2
Grief or Bereavement	0	0	1
Job Performance	0	0	2
Legal	4	4	13
Marital / Relationship	0	0	4
Other	0	0	1
Partner or Relationship	0	0	2
Stress	0	0	1
Work Related issues	0	0	1
Work Stress	0	0	1

New Issues this Quarter

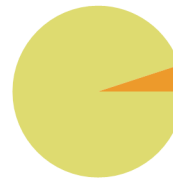


10/1/2021 - 12/31/2021

Employee Assistance Program Utilization Report

Demographic Data

Gender	New	Previous Quarter	Year To Date
Decline to State	0	0	0
Female	19	9	60
Male	1	1	13



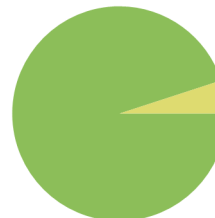
- Decline to State (0%)
- Female (95%)
- Male (5%)

Age Range	New	Previous Quarter	Year To Date
0-9	0	0	0
10-19	0	1	1
20-29	5	0	15
30-39	3	3	23
40-49	3	5	20
50-59	5	1	9
60-69	4	0	5
70-79	0	0	0
80-89	0	0	0
90-99	0	0	0



- 20-29 (25%)
- 50-59 (25%)
- 60-69 (20%)
- 30-39 (15%)
- 40-49 (15%)

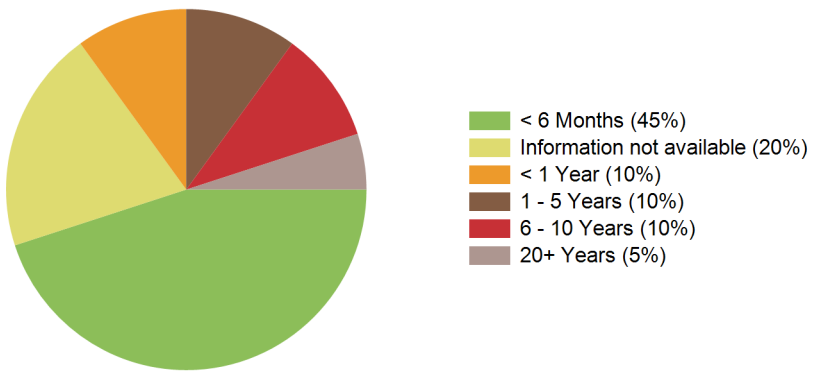
Who is Initiating Contact with ACI	New	Previous Quarter	Year To Date
Self	19	9	63
Family Member	1	1	10



- Self (95%)
- Family Member (5%)

Employment Data

Years Employed	New	Previous Quarter	Year To Date
< 6 Months	9	3	26
< 1 Year	2	0	7
1 - 5 Years	2	1	21
6 - 10 Years	2	2	5
11 - 15 Years	0	0	1
16 - 20 Years	0	0	1
20+ Years	1	3	6
Information not available	4	1	6



Referral Source

Referral Source	New	Previous Quarter	Year To Date
Supervisor - Formal	0	0	1
Supervisor - Informal	0	0	0
Other Employee	6	0	8
Family Member	0	1	6
Human Resources	5	2	22
Orientation / Training	1	0	1
Poster / Brochure	3	1	5
Health Fair	0	0	0
Intranet	1	0	2
Email	0	0	1
Website	0	0	0
Used Before	4	6	27
Onsite Event	0	0	0

